


**AQUAMARINER**  
**PROFESSIONAL SERIES**  
**Owner's Operating Manual**

**||**  
**HAGER**

*An American Brand*



**Hagerstown, MD**

## INTRODUCTION

### **Time is all we have. Live Fearlessly...**

**Congratulations on the purchase of your Hager / Ha•ger/ watch. You have made a good investment that will serve you reliably for many years to come. It's always fascinating to be in at the beginning of something great and we hope we've created a classic that will one day become iconic in it's own right. Just as in nature, form follows function in watch design, but naturally, a watch is also about appearance – and style is something the Hager Professional Series has plenty of. A watch isn't a status symbol anymore—it's style symbol.**

**A modern watch, like a modern wardrobe, is one that combines the best of the old and the new in unexpected, highly individualized ways. It's about taste not tradition. Tradition is a great inspiration. As long as we keep reinventing it. While its clear that we've looked to the past to create the professional series, it is clearly a modern approach that represents a truly legitimate and interesting alternatives for aficionados looking for something other than the ubiquitous. What is extraordinary about the Professional Series is that it's one of the few brands that completely transcends its price category, regardless of demographic and age.**

**Our aim was to draw inspiration from iconic timepieces and incorporate subtle elements from the past with contemporary design features to create a new tradition. Our watches have participated in real action and have real stories behind them. Many brands claim some sort of military provenance in their history, however ours was born in a warzone!**

**The Professional Series bridges the past with the future, a stepping-stone between old and new. This isn't your father's watch. It's a watch for the future, one for the next generation, yet past generations can still connect with the Professional series as well. Numerous design flourishes have been assembled for the Professional Series, resulting in timepieces that are fresh, energetic and highly contemporary in their appeal. These are features which reveal timepieces that are very much their own master and over time when comparisons fade they will hold their own in the world. The Professional Series really doesn't compromise despite the fact that they sell for less than half the cost in a market where prices often reach the thousands for a luxury tool watch. The Professional Series are refined tool watches with a lifestyle twist.**

*Pete*

# AQUAMARINER



## CASE

**Diameter**  
41 mm

**Material**  
316L stainless steel  
Polished beveled

**Bezel**  
Uni-directional rotatable 120 click  
luminous graduated bezel  
Black, Blue, Red model Stainless Steel  
bezel insert engraved numerals and  
graduations

**Waterproofness**  
Fully threaded crown and caseback  
offer 300 meters (1000 feet) of water  
resistance

## MOVEMENT

### Functions

Self winding mechanical  
42 hour power reserve  
21,600 BPH

## CRYSTAL

Domed scratch-resistant sapphire  
crystal with anti-reflective treatment

## DIAL

Black dial with brass hour markers  
and Mercedes hands

Highly legible SuperLumiNova  
appliqués for long-lasting  
luminescence

## BRACELET

Stainless Steel with brushed screw  
links (instead of pins), two button  
clasp and two button divers slidelock  
divers extension system (no need for  
half links)



# *AQUAMARINER*

## LUMINESCENCE

The Aquamariner's dial display has generous lume for perfect visibility in dark environments, making it highly suitable for diving needs.



## *MOVEMENT*

### **Miyota 8215**

Self-winding mechanical movement

**Caliber:** Automatic movement

**Functions:** Quick correction of day and date, hours, minutes and seconds, date display at 3

**Total Diameter:** 11.5 linge (25.6mm)

**Height:** 5.67mm

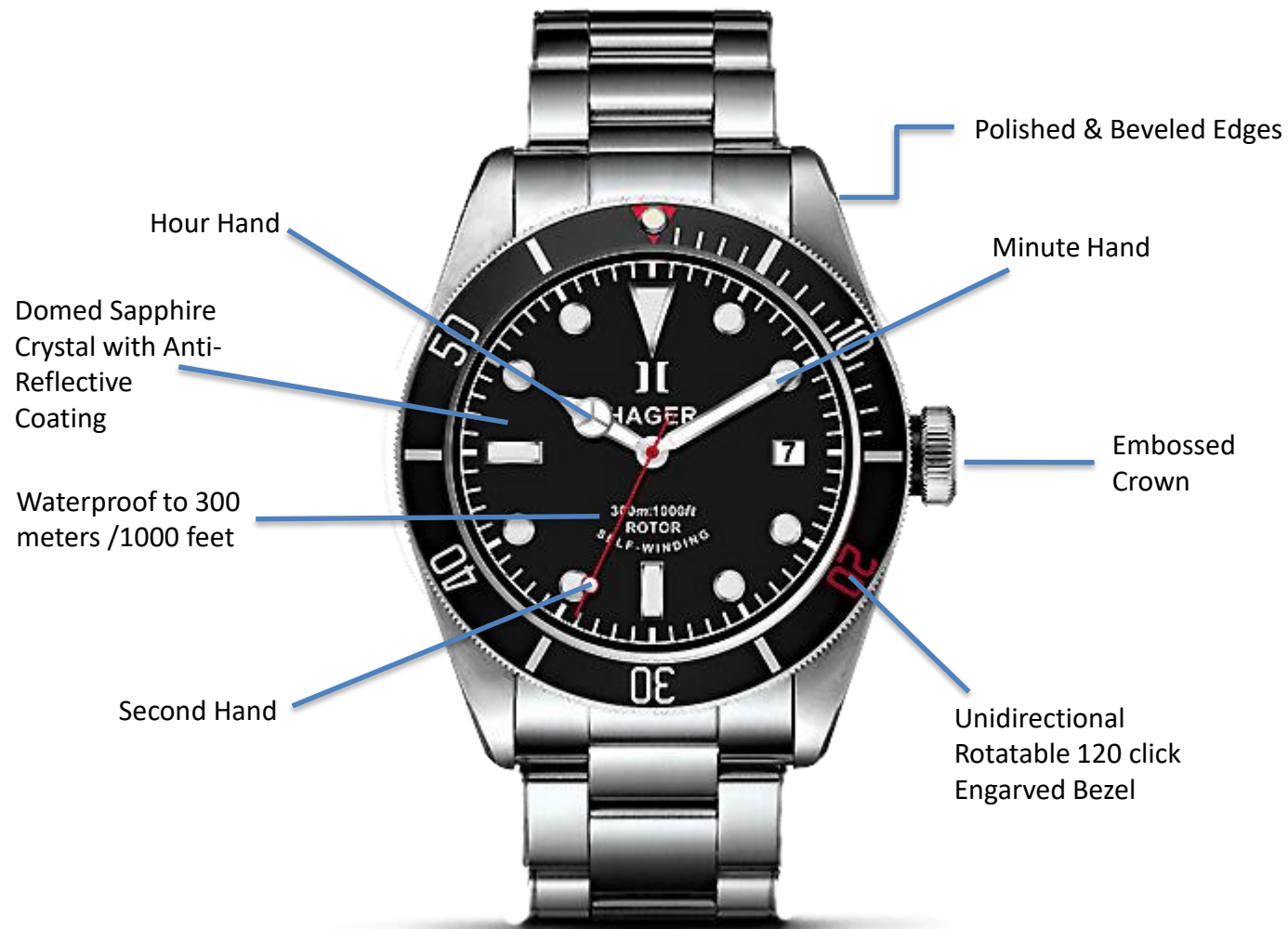
**Jewels:** 21 Jewels

**Power Reserve:** 42 Hours

**Beat Rate:** 3Hz/21'600 vibrations per hour/ Novodiac Shock Absorber


**Accuracy:** -20 to +40 seconds

# AQUAMARINER DISPLAY AND CONTROLS



# AQUAMARINER OPERATING INSTRUCTIONS

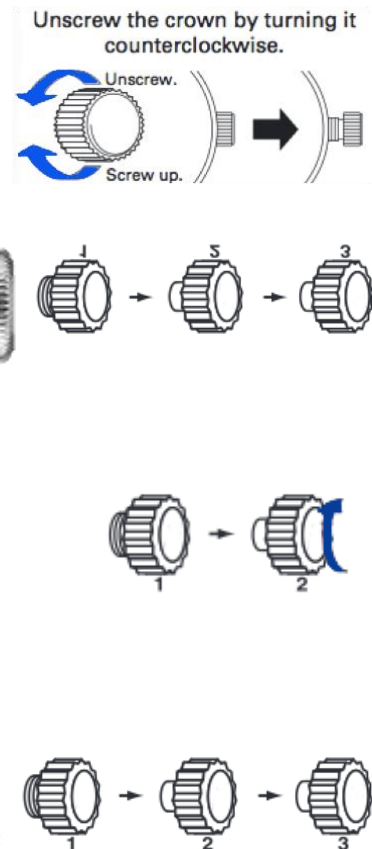

## CHARACTERISTICS OF THE AQUAMARINER



- Your watch operates using power obtained from a mainspring. If the watch is completely stopped, manually turn the crown approximately 20 times to wind up the mainspring to start the watch.
- While loss/gain of a quartz watch is indicated by a monthly or annual rate, accuracy of a mechanical watch is normally indicated by a daily rate (loss/gain per day). Our watches are highly accurate, however If your watch is running a little fast OR a little slow, we suggest the following:  
When you take your watch off at night, lay it in a position that assists in adjusting the time without the help of a specialist.
  - If your Hager is a little slow during the day, lay it flat, with dial up as this position tends to gain a few seconds during the course of the night.
  - If your Hager is running a few seconds fast, lay it in a vertical position with the crown down as this position will tend to lose a few seconds per night.
  - If your Hager is running more than a few seconds fast per day, lay it in a vertical position with the crown up. This position tends to lose a few more seconds per night than the previously suggested position.
- Normal usage accuracy of a mechanical watch varies according to conditions of use (time period that the watch is worn on the wrist, temperature environment, hand movement, and winding state of the mainspring).
- When the watch is affected by strong magnetism, it temporarily gains or loses time. If the watch encounters a strong magnetic field, the parts of the watch may be magnetized. In this case, repairs such as removal of magnetism are required. Do not leave the watch in place where it will be subjected to strong magnetism (for example, near television sets, loudspeakers or magnetic necklaces) or static electricity. Contact us if this should happen.
- The Hager Professional Series comes with a two year limited warranty. See our website [www.HagerWatches.com](http://www.HagerWatches.com) for more details.



# AQUAMARINER OPERATING INSTRUCTIONS



*After an extended period of non-use, the movement must be set in motion by winding the crown clockwise in its normal position approximately 20 times.*

**Flush-** The crown is fully screwed-down. The watch is completely sealed and the movement protected.

**(1st Position) For Manual Winding-** Unscrew the crown counterclockwise until it completely disengages from the threads.

Once there, begin to wind the crown clockwise about 25-30 times away from you, do not go back and forth with the crown. This is only required if you have not worn the watch for 1-2 days.

**(2nd Position) Setting the Date-** Unscrew the crown counterclockwise until it completely disengages from the threads (the winding position). With your thumb and forefinger slightly pull on the crown to reach the 2nd extended position. To set the date, wind the crown downwards (towards 6 o'clock) until you reach the appropriate date. When completed, lightly push and screw the crown tightly back into place.

**(3rd Position) Setting the Time-** Unscrew the crown counterclockwise until it pops out from the side (the winding position).

**STOP** If you encounter resistance in pulling the crown out to the second position, wind the crown forward a few turns and then then extend the crown to the second position. **DO NOT** try and force the crown to the 2<sup>nd</sup> position. This is a normal process for Miyota 8215 movement.

To set the time extend the crown past the 2nd position, which is fully extended from the side. To set the time, wind the crown clockwise or counterclockwise until you reach the appropriate time. When completed, lightly push the crown back into position 1 and gently screw the crown in clockwise direction, then tighten it again until you feel some resistance. **Do not force! You must always ensure the crown is fully tightened before any use in water.**


PLEASE BE ADVISED: engaging the date function when dial hands are between 8pm - 2am can cause serious damage to the calendar gears of the internal movement as the watch gearing will already be aligning itself to change the date. It is therefore vital to avoid adjusting the calendar or moving the time backwards during this period. Such damage is not covered under warranty. You must advance the time past midnight before you can set the date again.

# USING THE DIVE BEZEL

Perhaps the most commonly seen bezel markers are on dive watches. These scales go from zero to sixty, indicating minutes in an hour, and are used to keep track of time spent underwater, a critical parameter along with depth and remaining air. The bezel of your watch is marked with 12 index markers: they are used as points of reference to mark the time of departure or a limit time one wishes to remember. The scale allows divers to time decompression stops with relative precision during ascents at the end of a dive. To use a dive bezel, set the zero marker opposite the minute hand; as time passes, you can read off elapsed time on the bezel without having to do any mental calculations. For safety, the bezel can only turn counterclockwise.



# OPERATING THE BRACELET



## The Bracelet and Buckle

Your Aquamariner is equipped with a bracelet/buckle combination normally found in only the highest-quality watches from the most famous Swiss and German brands in the industry. The buckle is a masterpiece of convenience and engineering; it is micro-adjustable to obtain the most comfortable fit in a variety of climatic conditions (which can affect wrist size). The buckle contains two sets of pushers, both activated by squeezing simultaneously from the sides. The smaller rectangular set (A) opens the butterfly clasp and allows the watch to be slid on and off the wrist. The second, larger pair controls the micro-adjustment feature (B). When squeezing this pair of pushers from both sides, the buckle can be slid to a wider or narrower opening position (C), all the while remaining closed and on the wrist.

To size the bracelet please use a micro screwdriver to unscrew the pins. Tap the pin slightly to seat it before you screw it back in.

## WARRANTY INFORMATION

Your Hager wristwatch has been designed to give you years of outstanding timekeeping performance. You may, however, have some questions about your watch's guarantee or its regular servicing intervals. This section of the User Manual has been created to answer your questions and to provide you with information that will help you make sure your timepiece works optimally for as long as you wear it. Your Hager® watch is warranted by HAGER\* for a period of twenty-four (24) months.

**A mechanical watch is a precision mechanism which is asked to work 24 hours a day, indefinitely. Treat it with respect. Each Hager timepiece is designed and manufactured to the highest of standards.**

**This manufacturer's warranty does not cover:**

- normal wear and tear and ageing (for example scratched crystal; bezel; metallic bracelet). Damage to the crown.
  - any damage on any part of the watch resulting from abnormal/ abusive use, lack of care, negligence, accidents (knocks, dents, crushing, broken crystal, etc.), incorrect use of the watch and non- observance of the operating instructions provided by HAGER.
  - the Hager watch handled by non-authorized persons (for service or repair) or which has been altered in its original condition beyond HAGER's control.
- Any consequential or indirect damage resulting from the use, failure to operate, defects or lack of precision of the Hager watch. HAGER's OBLIGATION IS STRICTLY LIMITED TO REPAIR OR REPLACEMENT AS EXPRESSLY STATED IN THIS LIMITED WARRANTY. Please be aware that:
- Goods presented for repair may be replaced by refurbished goods of the same type rather than being repaired. Refurbished parts may be used to repair the goods.

### HOW TO MAKE A CLAIM UNDER THIS WARRANTY

In the unlikely event that service is required during the guarantee period, we recommend that you first contact [info@hagerwatches.com](mailto:info@hagerwatches.com). You will be responsible for paying the expenses associated with making a claim under this Warranty, including postal or delivery expenses and any relevant taxes. Repairs after the guarantee period will be charged. Owner will be charged for postage, insurance and such costs as may be incurred outside the normal repair costs under the guarantee. Our service is, of course, also available after the guarantee period has expired for repair and maintenance work against an appropriate charge. [Payment in advance]. Sometimes it is cheaper to contact first a qualified watchmaker in your area. Please ask your watchmaker for a free estimate!

**Special recommendations: What must I do to ensure that my Hager watch provides me with excellent service for many years?**

**Magnetic fields:** avoid placing your watch on computers, loudspeakers or refrigerators, since they generate powerful magnetic fields.

**Swimming in the sea:** always rinse your watch with fresh water afterwards.

**Shocks:** whether physical, thermal or other, avoid them.

**Screw-down crown:** screw the crown down carefully to prevent water from penetrating the case.

**Cleaning:** for metal bracelets, and water-resistant cases, use a toothbrush and soapy water for cleaning and dry with a soft cloth.

**Chemical products:** avoid direct contact with solvents, detergents, perfumes, cosmetics etc., since they may damage the bracelet, case or gaskets.

**Temperature:** avoid exposure to extreme temperatures (greater than 60°C, or 140°F, less than 0°C, or 32°F) or extreme temperature changes.

**Water-resistance:** a watch's water-resistance cannot be permanently guaranteed. It may notably be affected by the ageing of gaskets or by an accidental shock to the crown. We recommend you have the water resistance of your watch checked once a year by an authorized Service Center.



© **Hager** Watches

P.O. Box 1942  
Hagerstown, MD  
21742

**HAGERWATCHES.COM**

**info@hagerwatches.com**

**<https://twitter.com/hagerwatches>**

**<https://www.facebook.com/HagerWatches>**

Customer Services

Fashion Time

8097 Tysons Corner Center,  
McLean, VA 22101

703-893-9005

Please email

info@hagerwatches.com prior to  
calling customer services

*HAGER reserves the right to modify the models illustrated in  
this catalogue at any time.*